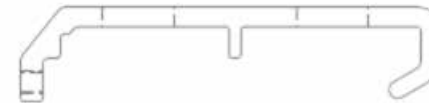
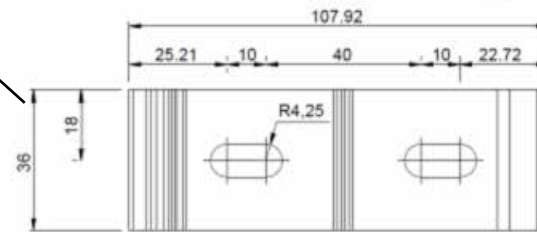
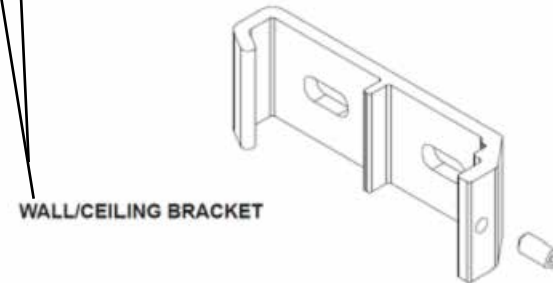



ACRYLIC




74 TOPAZ

PRODUCT NOTES

- Widths available: 3' - 16'
- Projections available: 2' 2", 2' 7", 3' 3", 3' 11", 4' 7", 5' 3", 5' 11"
- Arm style: spring loaded
- Operation: motor and manual option.
- Mounting options: wall/soffit (same configuration)
- Wind ratings: Class 2
- Elevator split not available
- Split Roller not available
- Override motor not available

AVAILABLE COLORS



WHITE
RAL 9010



BROWN
(Bronze)



SAND