


↔ 1200 ↻ 460	2	2
↔ 1200 ↻ 510	1	2

RAL STANDARD



9010 WHITE



60x40 MM

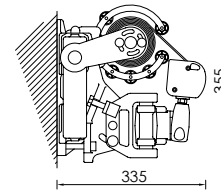
- Bracci / Arms / Bras / Arme
- Staffa parete-soffitto / Wall-ceiling bracket / Support universel / Wand-Decrescendole
- ▶ Supporto compensatore / Balance support / Support compensateur/Stützlager
- Supporto tettuccio / Hood support / Support pour auvent / Schutzdachhalter

cm	↔								
↻		500	600	700	800	900	1000	1100	1200
410	■	2	2	3	3	4	4	4	5
	▴	4	6	6	7	7	8	8	9
	▾	1	1	1	1	1	2	2	2
	●	4	5	5	6	7	7	8	9
460	■	2	2	2	3	3	4	4	4
	▴	4	6	6	7	7	8	8	9
	▾	1	1	1	1	1	2	2	2
	●	4	5	5	6	7	7	8	9
510	■	-	2	2	3	3	3	4	4
	▴	-	6	6	7	7	8	8	9
	▾	-	1	1	1	1	2	2	2
	●	-	5	5	6	7	7	8	9
550	■	-	2	2	-	-	-	-	-
	▴	-	7	7	-	-	-	-	-
	▾	-	1	1	-	-	-	-	-
	●	-	6	6	-	-	-	-	-

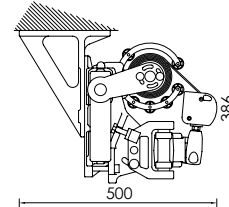
Ingombri minimi della tenda finita - 1 coppia bracci  
 Minimum awning encumbrances - 1 pair arms  
 Encombrentes minimum du store fini - 1 pair bras  
 Minimaler Ausmaß der fertigen Markise -1 Paar Arme

cm	↔
410	442
460	492
510	542
550	600

Installazione a parete  
Wall installation



Installazione a soffitto  
Ceiling installation



Installazione con tettuccio  
Installation with hood

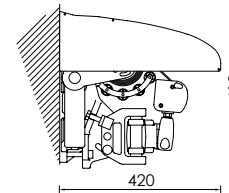


Diagramma di copertura a parete - Wall covering diagram

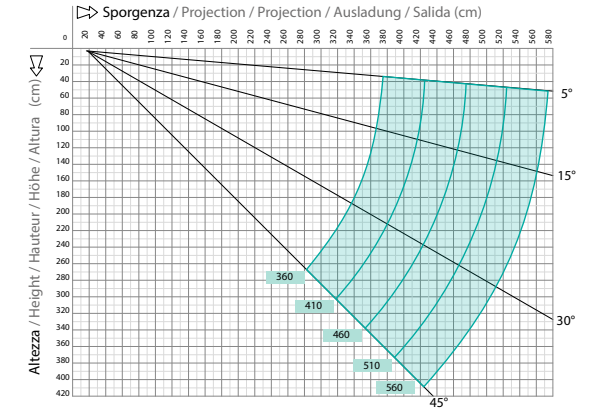


Diagramma di copertura a soffitto - Ceiling covering diagram

