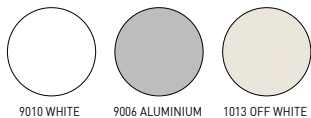


800	310	1



RAL STANDARD



9010 WHITE 9006 ALUMINIUM 1013 OFF WHITE



**SUPPORTO AVVOLGITORE
DISPONIBILE DA MARZO 2021
BLIND ROLLER SUPPORT
AVAILABLE FROM MARCH 2021**

Ingombri minimi della tenda finita - 1 coppia bracci
Minimum awning encumbrances - 1 pair arms
Encembrement minimum du store fini - 1 pair bras
Minimaler Ausmaß der fertigen Markise - 1 Paar Arme

cm	
	2 BRACCI
160	193
185	218
210	240
235	267
260	293
310	343

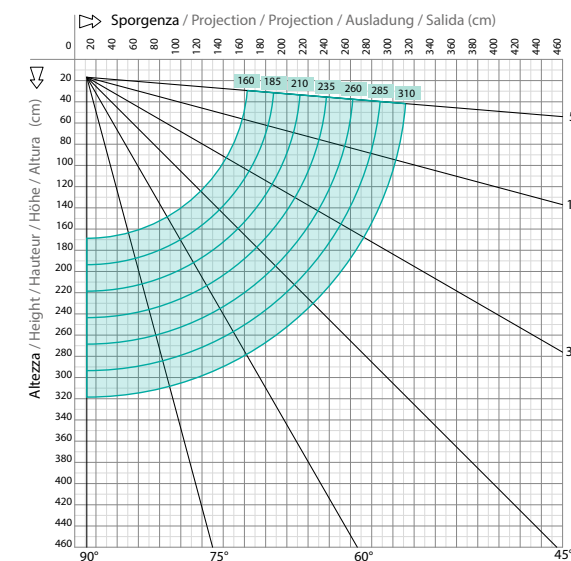
Ingombri minimi con bracci incrociati
Minimum dimensions with crossed arm kit
Encembrement minimum avec bra croisés
Mindestabmessungen der Markise mit gekreuzte Arme

cm	
	2 BRACCI
160	131
185	143
210	156
235	168
260	181
310	204

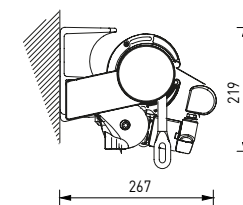
- Bracci / Arms / Bras / Arme
- Staffa parete-soffitto / Wall-ceiling bracket / Support universel / Wand-Decrescendole
- ▶ Supporto compensatore / Balance support / Support compensateur / Stützlager
- Supporto tettuccio / Hood support / Support pour auvent / Schutzdachhalter

cm		400	500	600	700	800
160	■	2	2	2	4	4
	▼	3	3	4	4	6
	●	-	-	1	1	1
185	■	3	3	4	4	5
	▼	2	2	2	4	4
	●	3	3	4	4	6
210	■	-	-	1	1	1
	▼	3	3	4	4	5
	●	2	2	2	4	4
235	■	3	3	4	4	4
	▼	-	-	1	1	1
	●	3	3	4	4	4
260	■	2	2	2	-	-
	▼	3	3	4	-	-
	●	-	-	1	-	-
310	■	3	4	4	-	-
	▼	-	-	1	-	-
	●	3	4	4	-	-

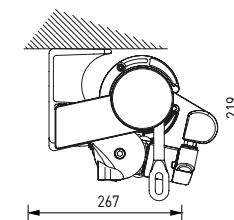
Diagramma di copertura a parete - Wall covering diagram



Installazione a parete
Wall installation



Installazione a soffitto
Ceiling installation



UNICA PS B45

500	260	1



RAL STANDARD



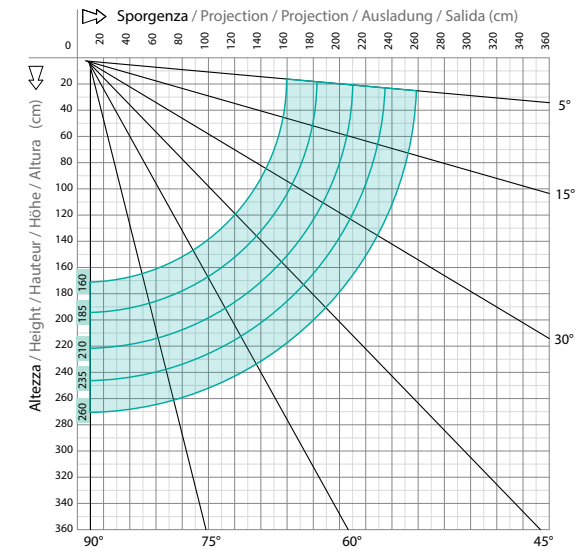
9010 WHITE



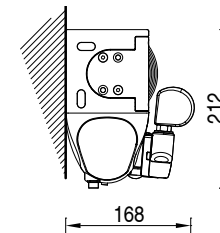
Ingombri minimi della tenda finita - 1 coppia bracci
 Minimum awning encumbrances - 1 pair arms
 Encombrentes minimum du store fini - 1 pair bras
 Minimaler Ausmaß der fertigen Markise - 1 Paar Arme

cm	
	2 BRACCI
160	193
185	218
210	243
235	268
260	293

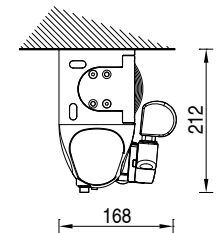
Diagramma di copertura a parete - Wall covering diagram



Installazione a parete
Wall installation



Installazione a soffitto
Ceiling installation



Installazione con tettuccio
Installation with hood

