

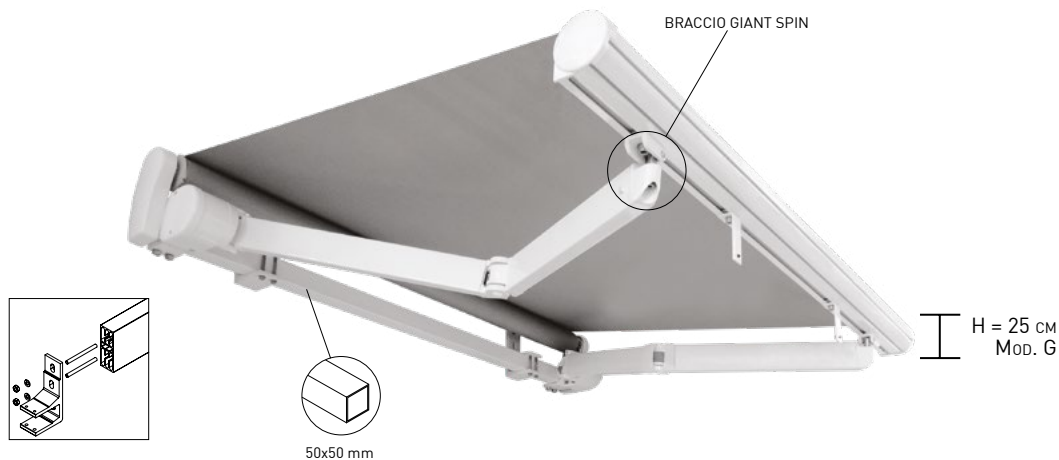
1200  485	1	2
1200  360	2	2



RAL STANDARD



9010 WHITE



H = 25 CM  
Mod. G

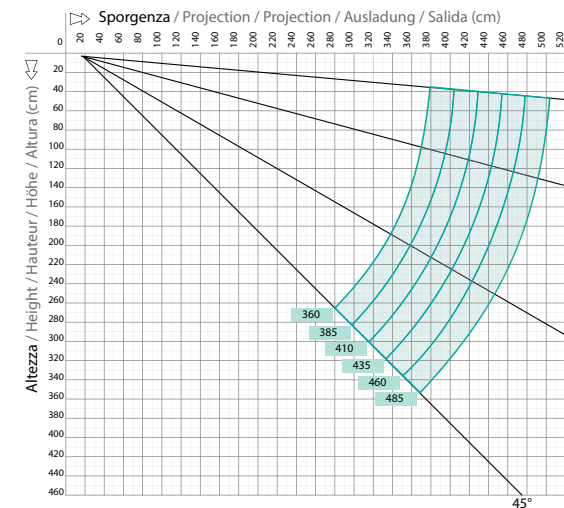
- Bracci / Arms / Bras / Arme
- Staffa parete-soffitto / Wall-ceiling bracket / Support universel / Wand-Decrescendole
- ▶ Supporto compensatore / Balance support / Support compensateur/Stützlager
- Supporto tettuccio / Hood support / Support pour auvent / Schutzdachhalter

cm									
		500	600	700	800	900	1000	1100	1200
360	■	2	2	3	3	3	4	4	4
	▼	5	6	7	7	8	10	10	10
	▶	1	1	1	1	2	2	2	2
	●	5	5	6	6	7	8	9	9
410	■	2	2	2	3	3	4	4	4
	▼	5	6	6	7	8	10	10	10
	▶	1	1	1	1	2	2	2	2
	●	5	5	6	6	7	8	9	9
435	■	-	2	2	3	3	3	4	4
	▼	-	6	6	7	8	9	12	12
	▶	-	1	1	1	2	2	2	2
	●	-	5	6	6	7	8	9	9
460	■	-	2	2	3	3	3	4	4
	▼	-	6	6	7	9	9	12	12
	▶	-	1	1	1	2	2	2	2
	●	-	5	6	6	7	8	9	9
485	■	-	2	2	2	3	3	3	4
	▼	-	6	8	8	9	9	10	12
	▶	-	1	1	1	2	2	2	2
	●	-	5	6	6	7	8	9	9

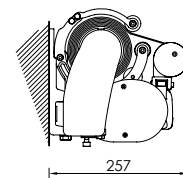
Ingombri minimi della tenda finita - 1 coppia bracci  
 Minimum awning encumbrances - 1 pair arms  
 Encombrentes minimum du store fini - 1 pair bras  
 Minimaler Ausmaß der fertigen Markise - 1 Paar Arme

cm	
	2 BRACCI
360	430
410	480
435	505
460	530
485	555

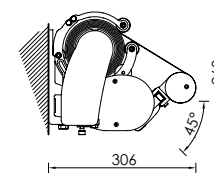
Diagramma di copertura a parete - Wall covering diagram



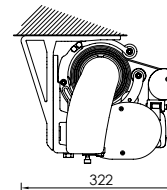
Installazione a parete  
Wall installation



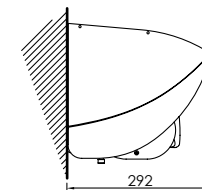
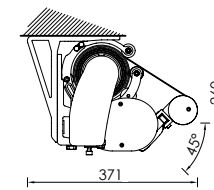
Installazione a parete 45°  
Wall installation 45°



Installazione a soffitto  
Ceiling installation



Installazione a soffitto 45°  
Ceiling installation 45°



Installazione con tettuccio  
Installation with a hood