
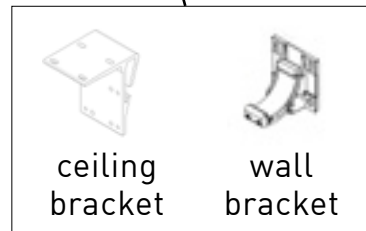
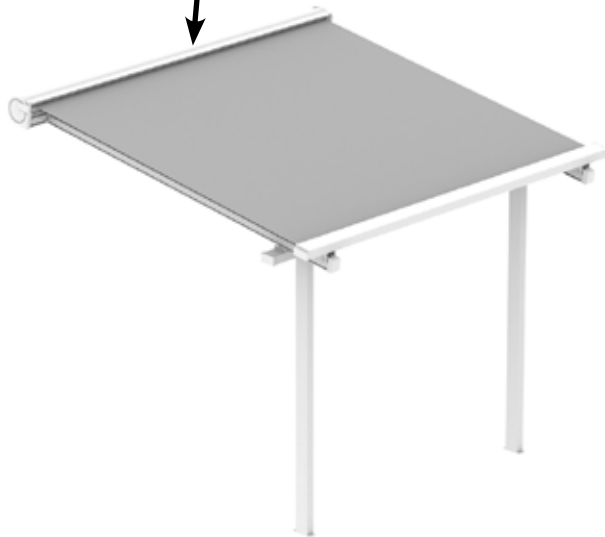




Space Wall



Space




88 SPACE WALL/SPACE

PRODUCT NOTES

- Widths available for Space and Space Wall: 5' - 23' in 1/4" increments
- Projections available: Space 5' - 23' in 1/4" increments
- Projections available: Space Wall 5' - 18' n 1/4" increments
- Guide rails: Can be adjusted up to 1' 8" from each side of unit
- The Space projection is measured from the top of the cassette to the bottom of the side rails, the width is measured from the cassette end cap to end cap.
- Operation: motor only
- Mounting options: wall with front legs and on an existing structure
- Wind ratings: Class 1
- Custom colors are not available
- Units over 13' projection will have 1 windbreaker tube, units over 20' projection will have 2 windbreaker tubes spaced evenly.
- Override motor not available
- Units available with strip LED lights, transformer (included) and 24V DC Receiver (optional)

AVAILABLE COLORS



WHITE
RAL 9010



CHARCOAL