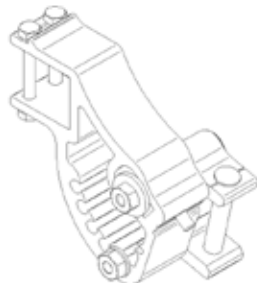
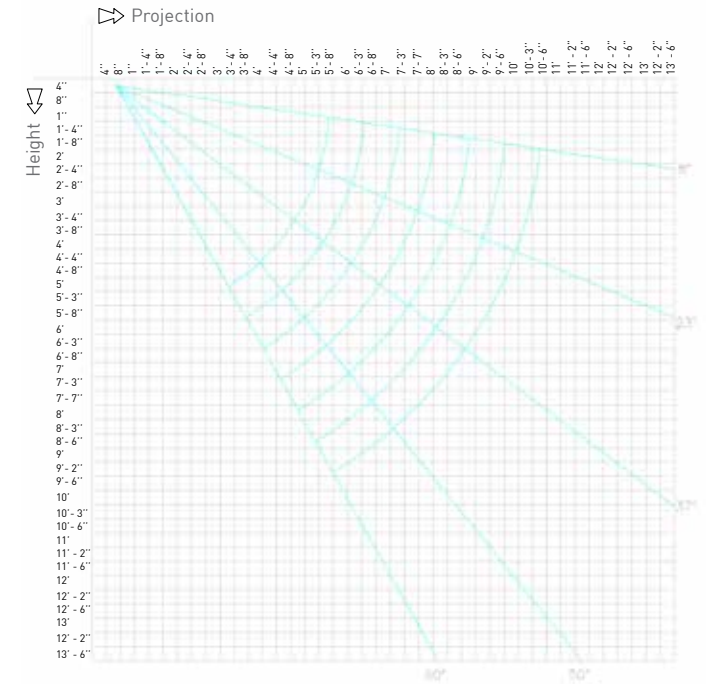


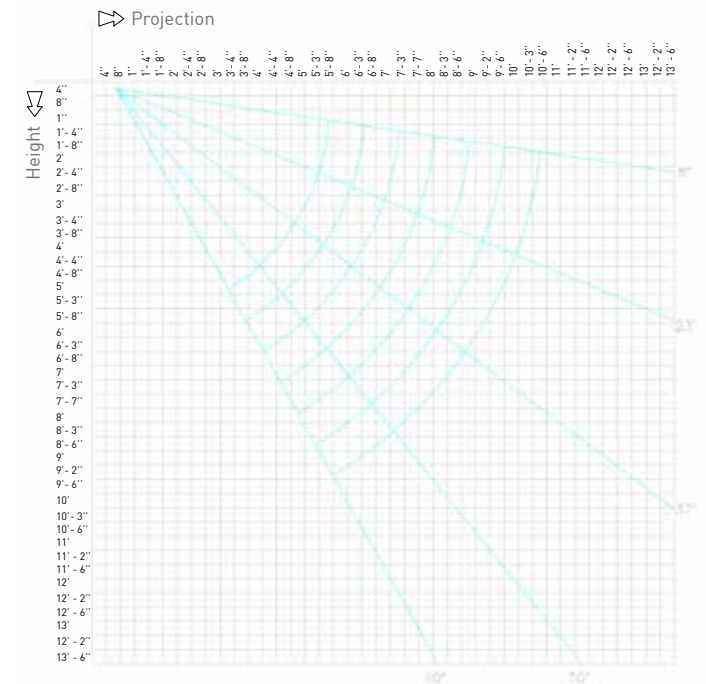
Regal Shoulders



Wall covering diagram



Ceiling covering diagram




Note: Awning may not hang exactly at 0° due to the weight of the front bar.

PRODUCT NOTES

- Widths available: 6'1" - 23'
- Projections available: 5'3", 7'8", 8'6", 10'2", 11'2"
- Arm style: 2 nylon coated steel cables
- Operation: motor and manual option
- Mounting options: roof, soffit, and wall (soffit mount has no hood option)
- Wind ratings: class rating 2
- Hood option is recommended to help prevent water damage to motor which is not covered under warranty guidelines
- Drop valance is not available on the Regal
- Custom colors are not available
- Elevator split not available
- Split Roller not available
- Cross arms not available

AVAILABLE COLORS



WHITE
RAL 9010



SAND