

KE
ENJOY THE OUTDOORS

LOUVER CANOPY



Manchester,
New Hampshire

Louver canopies are an excellent choice for restaurants, outdoor shopping malls, schools and office buildings. With the capacity to hold snow load without the need for vertical posts, these awnings are not only strong and versatile, but also completely unobtrusive and trouble-free.

Constructed from aluminum, Louver canopies do not rust and provide many years of maintenance-free service. Easy to install, these canopies are also completely customizable to suit your taste and your business' brand.

Louver awnings not only work well over doors, but also provide protection over windows and walkways, too. Use hanger rod awnings to increase visibility to identify customer service areas, employee entrances and exit ramps, and other areas around your building.

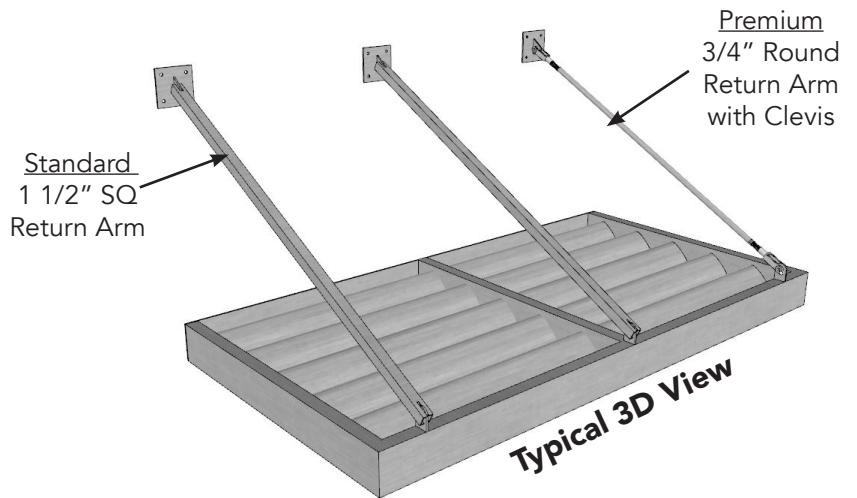
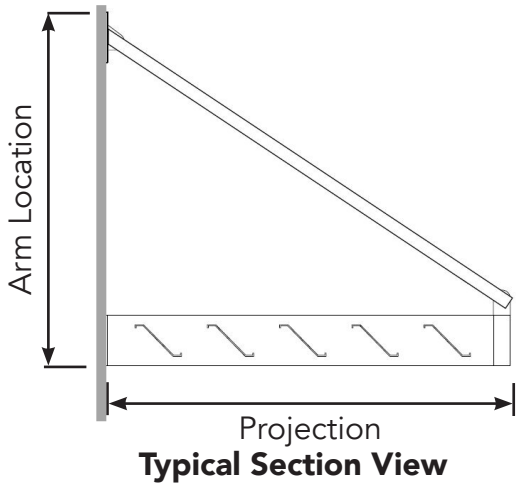
KE hanger rod awnings are custom manufactured to your exact specifications and are available in a wide range of high quality powder coat colors and an array of styles to suit your needs.

Trust KE to meet all your commercial shading requirements.

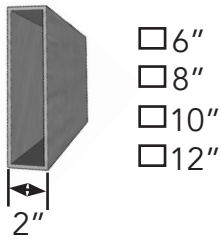


Boston, Massachusetts

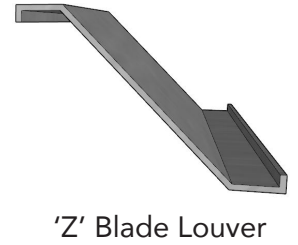
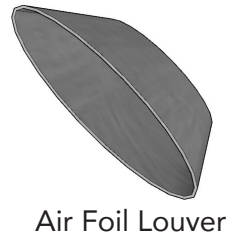
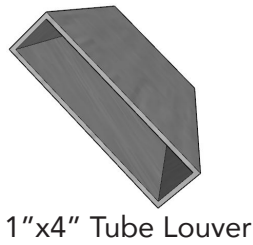
TYPES OF LOUVER CANOPY



Fascia Option




Louver Options



PRODUCT OVERVIEW

Width Range	Up To 14'- 0"	Frame	Welded Canopy
Mounting Options	Engineered hardware included for standard wall connections. See fastener detail specification page. For attachments outside standard applications, Pricing available on a per case basis.		
Frame Color Options	All products will be powder coated. Colors outside of our standard will be subject to an up-charge. Standard colors are Matte Black, Gloss Black, White, Bronze, Charcoal and White Aluminum. See our specification sheet for additional color options.		

Standard Powder Coat Colors



BASIC MEASUREMENTS

- Width
- Arm Mounting Location
- Projection
- Windows or doorway
- Height of frame above walkway
- Scuppers or down spouts
- Light fixtures
- Structural columns
- Uneven mounting surfaces
- Recessed areas

KE AFFILIATE:



keoutdoordesign.us