



STANDING SEAM



West Concord, New Hampshire

KE Standing Seam Shed Awnings offer a strong, attractive, architectural element and durable solution to your shading needs. Welded from structural aluminum, each KE awning is custom manufactured to your exact specifications.

Available in KE standard colors or any custom color you require, our quality certified powder coating process ensures a durable and maintenance-free finish for years of reliable service. KE awnings can help control cooling costs by reducing solar heat build-up and add a unique, welcoming identity to your building.

KE provides complete project planning and full installation in all 50 states. Financing is available.



Somerset, New Jersey



Catonsville, Maryland

STANDING SEAM SHED AWNINGS

Recommended Considerations

BASIC MEASUREMENTS

- Width
- Drop
- Projection
- Arm Location
- Windows or doorway
- Height of frame above walkway
- Cut outs or bump-outs

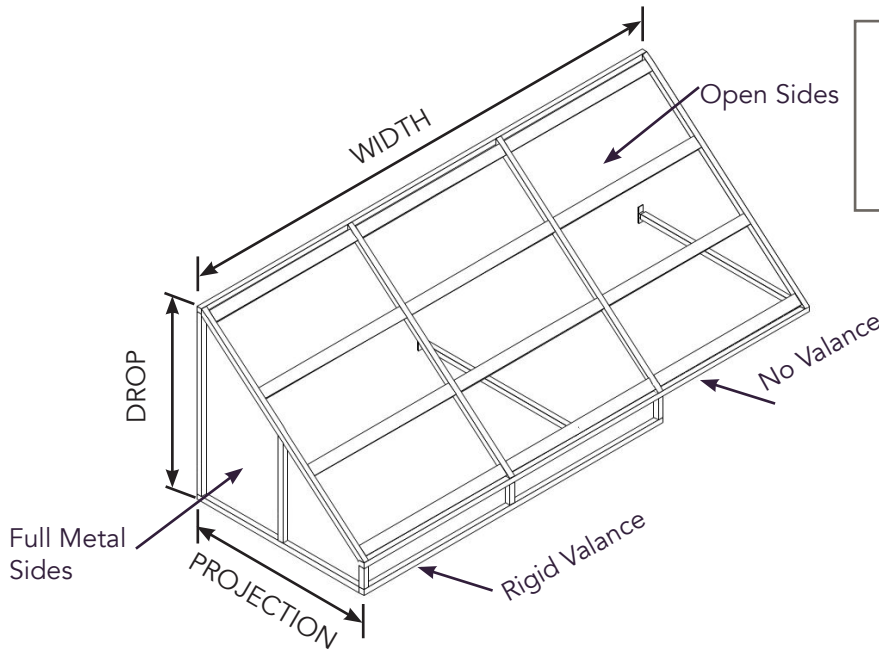

Standard: Mill finish frame



Mill Finish
(No Paint)

Frame: An up-charge will be applied to the base price of the project for powder coated finishes. Standard colors are Matte Black, Jet Black, White, Bronze, charcoal and White Aluminum. Custom RAL powder coat colors are available.

Standard Powder Coat Colors



STANDARD

- Open Sides
- No Valance
- 13" Wide Pans

OPTIONAL


- Rigid Valance
- Full Metal Sides

PRODUCT OVERVIEW

Drop Range	Up To 5'-0"
Projection Range	Up To 5'-0"
Width Range	Up To 12'-0"
Custom sizes available upon request	

350 years accumulated engineering expertise	144,000 sq ft US Manufacturing space and total 1,146,000 sq ft Globally serving US demand	Industry-leading vertical integration from foundry to production and installation solutions	500 US dealers
44 years defining commercial shading solutions	14,055 of finished products installed per year 2019	KE ENJOY THE OUTDOORS The Right Choice	39 manufacturing facilities in the United States locations globally
Worldwide Certifications AAMA TUV CE - ISO 14001 CE EN 13561 - EN 1090	\$2.25 million invested annually in process improvement and innovation	1,700 lbs of Powdered Paint Applied Daily 17.0 tons aluminum profiles processed daily	2,336 hrs professional development annually
710 Large Commercial Projects Installed Annually	76 Sales in countries	27,867 Residential Products Installed Annually	36 Registered Patents 3.5 tons die cast aluminum parts produced daily 7.3 tons cast iron components produced daily

KE AFFILIATE:



ENJOY THE OUTDOORS

keoutdoordesign.us