

# Line Glass



**KE**  
ENJOY THE OUTDOORS



Line Glass  
Design and performance  
for maximum comfort.

“

*New closing system with  
glass sliding doors Line Glass.*

# Light, protection and wellbeing.

Designing buildings with increasingly open and transparent spaces is one of the current architectural trends: the contribution of natural light, in fact, is one of the fundamental factors for the wellbeing of individuals.





## Closing system

LINE GLASS, the new closing system with sliding glass doors, features a minimalistic aesthetic thanks to the frameless tempered glass panels. Easy to install LINE GLASS, ensures maximum design versatility and completely exclusive features, such as the innovative magnetic lock. All this, with the reliability, safety and design of a product entirely made in Italy.



## Attention to detail

LINE GLASS is defined by linear design and attention to detail. The movement and closing systems such as handles, locks and ground locks, are specifically designed to enhance minimal aesthetics, demonstrating the attention to detail that has always identified the KE offer.





## Structure


Consisting of a painted aluminum frame and 10 mm tempered glass panels supported by backdrops containing the sliding system, LINE GLASS allows you to create real large glass screens (up to 7 m width by 3 m height ).

## Indoor and outdoor

Thanks to the reduced dimensions and the “all glass” effect, it increases the brightness of the rooms, allowing you to live in close contact with the surrounding landscape, in a continuous dialogue between indoor and outdoor.


## Configuration

The multiple configurations that can be created, with 3, 4 or 5-way tracks, allow the choice between lateral or central closure. The closing components of the backdrops themselves are innovative: they simplify installation, allow for perfectly linear packaging of the panels, with a fluid flow, and simplify cleaning.



## Easy access

Thanks to the lower rail of only 18 mm height, and the possibility of adding a 45° invitation profile that facilitates the passage of wheelchairs and strollers, LINE GLASS guarantees easy access for the elderly and children, for unique and comfortable environments for everyone.

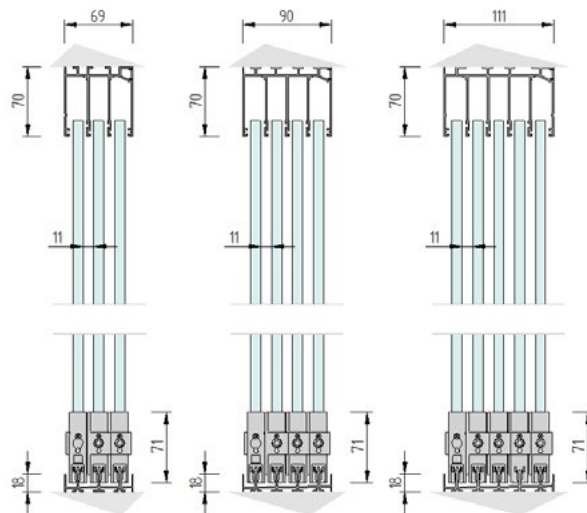




## LINE GLASS - Technical details:

- Clean lines and square shapes.
- Side stacking with aligned glass panels.
- Panel gasket with brush to ensure smooth and silent movement.
- Dismountable system to allow quick cleaning.
- Lower track of only 18 mm height.
- 45 ° ramp to facilitate access to wheelchairs and strollers.
- Self-locking and/or with lock.
- Glass doors up to 7m width by 3m height.





Lower track 18 mm high  
Upper rail 70 mm high.

Configurations achievable,  
with 3, 4 or 5-way tracks.

**KE**  
ENJOY THE OUTDOORS